









## Home Learning Grid

### *Big question: How do we look after each other?*

Here is a selection of homework tasks to support the class's big question this term and its focus characteristics. Choose two tasks a week so that by the end of term, you should have completed all the tasks. Share them by emailing work to the class teacher or by taking photos to bring in to school. There is a whole school homework display board in the library we shall be sharing all the home learning across the school towards the end of term.

Speaking, listening and writing 	Maths, Science and Problem Solving 	Art and Design 	Constructing and Creating 	Active Body and Mind 
<u>Word Wall</u> Cut rectangles of recycled cardboard eg. from cereal packet and write a 'common expectation word' on each card (you will find these on the school website under Beech or ask Mrs Martin for a copy of them.) You can add a picture to help you. Make several word cards to build a castle wall.	<u>Tens frame</u> Draw a 5 x 2 grid on recycled cardboard (they are called tens frames at school). Ask your children to find small objects to fill up the tens frame. To challenge them you could create more than one tens frame to fill. 	<u>Make Your Own Roller Coaster</u> Using a piece of card as your base, glue strips of paper on the card to create a roller coaster model. See If you can make a loop-the-loop! 	<u>Coat of Arms</u> Google 'knights coat of arms' and have a look at some examples. Children can create their own for their family. Use everyday recycled materials such as milk lids and lollipop sticks. 	<u>Gratitude Game</u> Go on a walk with an adult, can you tell them three reasons why you are grateful for them. One reason might be how they look after you?
<u>Learn a new song</u> Choose a song and practice singing it aloud. May I recommend: Count on me – Bruno mars When I grow up- Mathilda the musical Get back up again – Anna Kendrick How far I'll go – Moana	<u>Counting Games</u> <a href="https://www.topmarks.co.uk/learning-to-count/helicopter-rescue">https://www.topmarks.co.uk/learning-to-count/helicopter-rescue</a>	<u>Design a Three Course Meal for a King or Queen</u> What would you serve them for starter main and dessert? Remember they need the best food!	<u>Building Maker</u> Look for materials around the house that are similar shapes to parts of buildings. A kitchen roll tube could be used for a tower!	<u>Cosmic Kids Yoga</u> <a href="https://www.youtube.com/user/cosmickidsyoga">https://www.youtube.com/user/cosmickidsyoga</a>  Children can follow along these videos, take some pictures.
<u>Active Listeners</u> Phone a family member or a friend and ask them what they have been doing. Make sure you listen carefully. Tell them what you have been doing. You could even read to them.	<u>Sweetie Sort</u> Empty a packet of jelly beans, jelly babies, smarties or similar coloured sweets. Sort the sweets into colours and draw a picture of how many of each colour. Maybe after you can share the sweets with your adult? This is a kind thing to do.	<u>Recycling Challenge</u> Help with the recycling! Look at the different items and sort them into different materials. This will help us look after our planet.	<u>Mini Me room</u> Create a room for your mini me out of an old shoe box or something similar. What would they like in their room? A wardrobe/ A gaming chair?!	<u>Scavenger Hunt</u> Go on a scavenger hunt outside. Can you find... <ul style="list-style-type: none"><li>- A leaf as big as your hand</li><li>- A stick longer than your arm</li><li>- The greenest leaf you can find</li><li>- A smooth stone</li><li>- A flowering plant</li><li>- Flowing water</li></ul>

If you need any support in completing these activities eg. materials/resources please let us know as we may be able to help.

In addition to tasks on this grid, please support your child with daily reading, Numbots/TT rockstars and weekly spellings.