








BEECH CLASS HOMEWORK GRID FOR TERM 2

BOLNEY C.E.P. SCHOOL



Big question: Where did all the Hedgehogs go?

Here is a selection of homework tasks to support the class's big question this term and its focus characteristics. Choose two tasks a week so that by the end of term, you should have completed all the tasks. Share them by emailing work to the class teacher or by taking photos to bring in to school. There is a whole school homework display board in the library we shall be sharing all the home learning across the school towards the end of term.

Speaking, listening and writing 	Maths, Science and Problem Solving 	Art and Design 	Constructing and Creating 	Active Body and Mind 
<u>Active Listeners</u> Ask an adult to tell you a story from their childhood. You might ask them to tell you a story about when they were at school?	<u>Measuring</u> Measure the length of five items. Use paper clips, coins, pens or something similar to measure the items. Line up the paper clips along the length of the item, then count the number of paper clips to see how long it is. Tell an adult what the longest item was and the shortest item was.	<u>Mini Me Garden</u> Create an outside space (garden) for your mini me out of an old shoe box or something similar. What would they like in their garden? Grass? Trees? Trampoline? Bug hotel?	<u>Journey Stick</u> <ol style="list-style-type: none"> Find a stick about the length of your arm and paint it if you want to. Once dry, go on a walk, and take your stick with you. Find natural items such as leaves, feathers, small stones and seeds, and attach them to the stick using glue, tape and/or string. You could collect the items and attach them once you're home if this is easier. Remember to only collect fallen items. Extend the activity by using your stick to share your journey. You could add drawings and even write your own story. 	<u>Cosmic Kids Yoga</u> https://youtu.be/L8eMSTZ1LbI?si=r6fY8l8ev7qKhGk3 Here is a woodland themed yoga video, follow along!
<u>Poster for a book</u> Read a book at home and then make a poster to promote the book. It needs to have a title, some facts about the book and a picture of the book.	How many words can you create using only these letters? a s t p e c n h Can you put the words in a sentence?	<u>Recycling Challenge</u> Help with the recycling! Look at the different materials and sort them into different materials. This will help us look after our planet.		<u>Super helper</u> Offer to lay the table for dinner for a whole week. How does it make you feel to be helpful?
<u>Learn a new song</u> Choose a song and practice singing it aloud. May I recommend: "Can't Stop the Feeling!" by Justin Timberlake "Best Day of My Life" by American Authors "Brave" by Sara Bareilles "Try Everything" by Shakira	<u>Animal Habitats</u> Choose an animal that exists or one you have made up, and make the perfect habitat for it? What makes it perfect? For example: My animal lives in the cold so it has really thick fur to stay warm. Draw a picture of the animal along with the sentence.	<u>Family Trees</u> Make your own family tree. A family tree is a chart that shows all the people in a family over many years and it shows how they are connected. 	<u>Flower Pressing</u> <ol style="list-style-type: none"> Open up a heavy book somewhere in middle or towards the back. Place two sheets of kitchen paper or tissue paper between the pages. Carefully lie your flowers and leaves onto the paper and place another two sheets of paper over the top. Close the book carefully and put it in a warm, dry place such as an airing cupboard or conservatory. You might want to place two or three more heavy books on top. Leave for between two and four weeks to fully dry out. 	<u>Scavenger Hunt</u> Go on a scavenger hunt in the woods. Can you see.... <ul style="list-style-type: none"> Berries Mushrooms A bird in its nest Water features (pond, stream) Animal footprints Moss on logs, rocks and in shady areas 

If you need any support in completing these activities eg. materials/resources please let us know as we may be able to help.
In addition to tasks on this grid, please support your child with daily reading, Numbots/TT rockstars and weekly spellings.